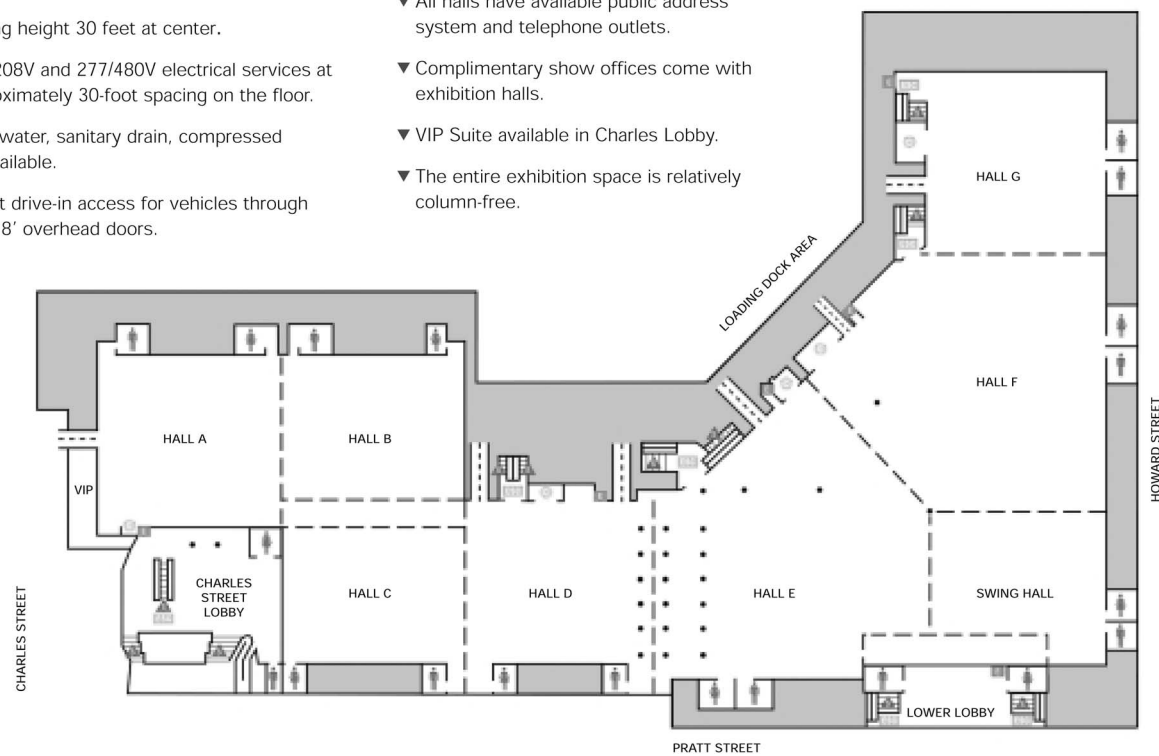



The Baltimore Convention Center

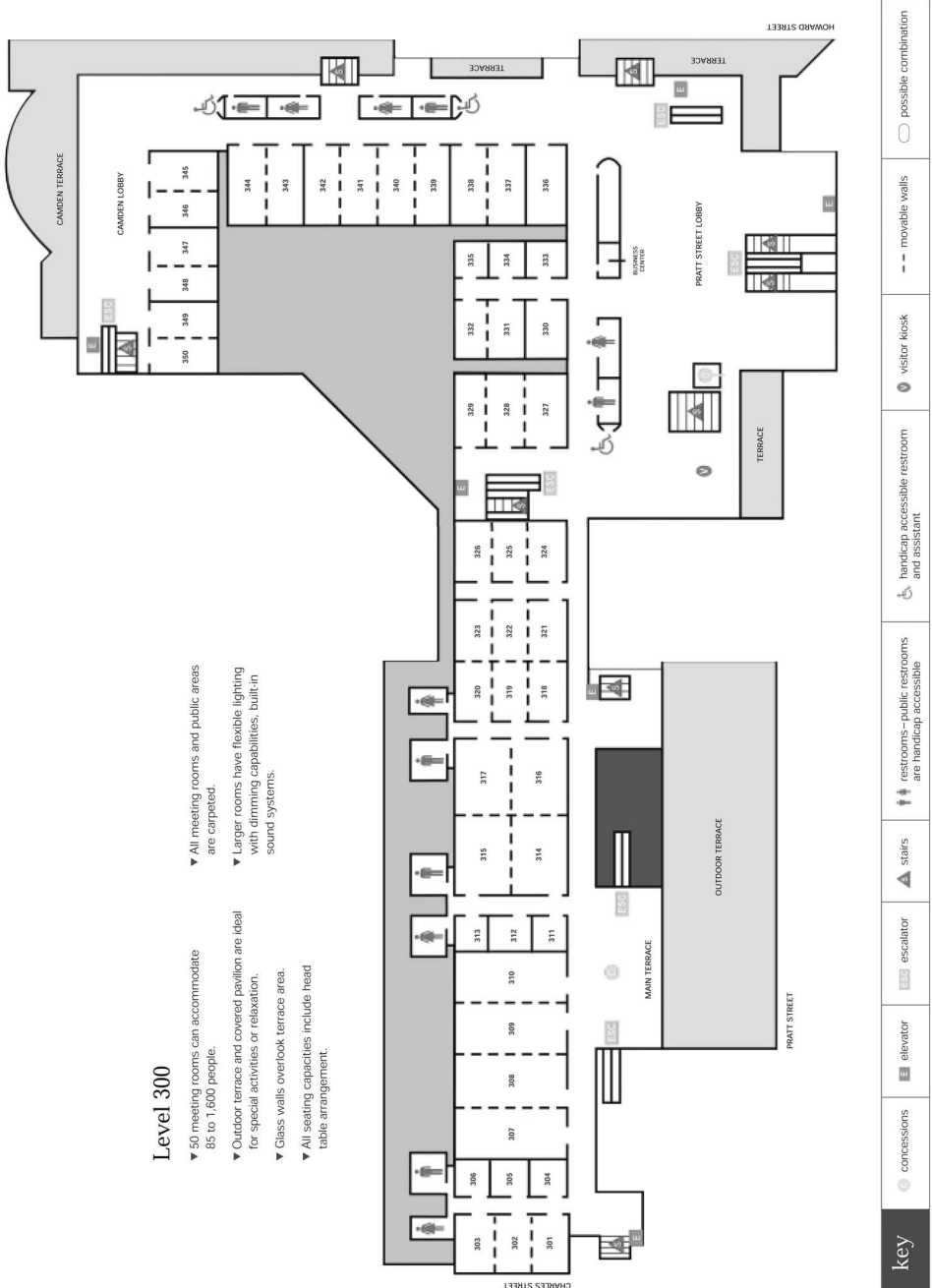
Level 100

- ▼ 300,000 square foot exhibit space divides into 7 sections.
- ▼ Ceiling height 30 feet at center.
- ▼ 120/208V and 277/480V electrical services at approximately 30-foot spacing on the floor.
- ▼ Cold water, sanitary drain, compressed air available.
- ▼ Direct drive-in access for vehicles through 15'x18' overhead doors.
- ▼ 32 covered loading docks.
- ▼ All halls have available public address system and telephone outlets.
- ▼ Complimentary show offices come with exhibition halls.
- ▼ VIP Suite available in Charles Lobby.
- ▼ The entire exhibition space is relatively column-free.



key	 concessions	 elevator	 escalator	 stairs
-----	---	--	--	--

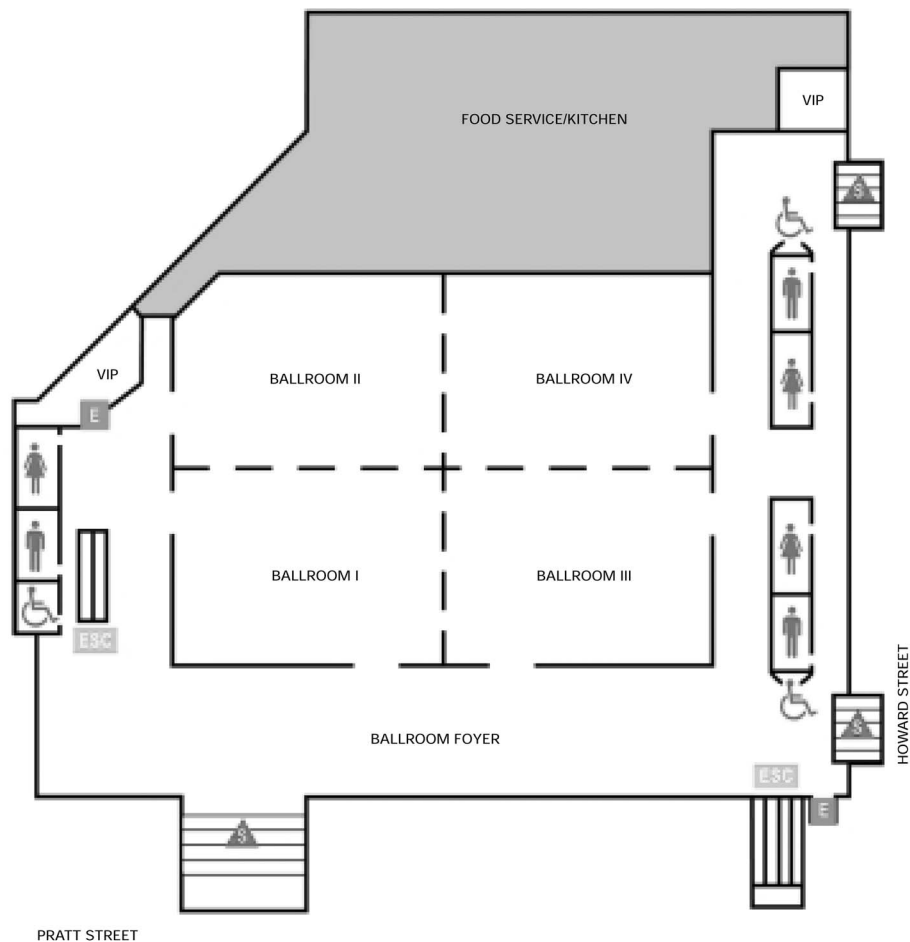
The Baltimore Convention Center



The Baltimore Convention Center

Level 400

- ▼ 36,672 square foot ballroom.
- ▼ Divisible into 4 sections.
- ▼ Ceiling height 28 feet.
- ▼ Complete kitchen/catering facilities.
- ▼ Built-in sound system.
- ▼ Fluorescent and incandescent lighting with dimmers.
- ▼ VIP Suites available.
- ▼ Ballroom foyer provides spacious prefunction space.



key	concessions	elevator	escalator	stairs
	restrooms public restrooms are handicap accessible	handicap accessible restroom & assistant	visitor kiosk	